



# African Journal of Pure and Applied Chemistry

Volume 11 Number 3 June 2017

ISSN 1996-0840



*Academic  
Journals*

## ABOUT AJPAC

The **African Journal of Pure and Applied Chemistry (AJPAC)** is an open access journal that publishes research analysis and inquiry into issues of importance to the science community. Articles in AJPAC examine emerging trends and concerns in the areas of theoretical chemistry (quantum chemistry), supramolecular and macromolecular chemistry, relationships between chemistry and environment, and chemicals and medicine, organometallic compounds and complexes, chemical synthesis and properties, chemicals and biological matters, polymer synthesis and properties, nanomaterials and nanosystems, electrochemistry and biosensors, chemistry and industry, chemistry and biomaterials, advances in chemical analysis, instrumentation, speciation, bioavailability. The goal of AJPAC is to broaden the knowledge of scientists and academicians by promoting free access and provide valuable insight to chemistry-related information, research and ideas. AJPAC is a bimonthly publication and all articles are peer-reviewed.

**African Journal of Pure and Applied Chemistry (AJPAC)** is published twice a month (one volume per year) by Academic Journals.

### Contact Us

**Editorial Office:** [ajpac@academicjournals.org](mailto:ajpac@academicjournals.org)

**Help Desk:** [helpdesk@academicjournals.org](mailto:helpdesk@academicjournals.org)

**Website:** <http://www.academicjournals.org/journal/AJPAC>

**Submit manuscript online** <http://ms.academicjournals.me/>.

## Editors

**Prof. Tebello Nyokong**

*Acting Editor  
Chemistry Department  
Rhodes University  
Grahamstown 6140,  
South Africa.*

**Prof. F. Tafesse**

*Associate Editor  
Associate professor  
Inorganic chemistry  
University of South Africa  
South Africa.*

## Editorial Board

**Dr. Fatima Ahmed Al-Qadri**

*Asst. Professor  
Chemistry Department  
Sana'a University  
Republic of Yemen.*

**Dr. Aida El-Azzouny**

*National Research Center  
(NRC, Pharmaceutical and  
Drug Industries Research Division)  
Dokki-Cairo, 12622-Egypt.*

**Dr. Santosh Bahadur Singh**

*Department of Chemistry  
University of Allahabad  
Allahabad, India.*

**Dr. Gökhan Gece**

*Department of Chemistry  
Bursa Technical University  
Bursa, Turkey.*

**Dr. Francisco Torrens**

*Institute for Molecular Science  
University of Valencia  
Paterna Building Institutes  
P. O. Box 22085  
E-46071 Valencia  
Spain.*

**Dr. Erum Shoeb**

*Asst. Professor  
Department of Genetics  
University of Karachi  
Karachi-75270  
Pakistan.*

**Dr. Ishaat Mohammad Khan**

*Physical Research Laboratory  
Department of Chemistry  
Aligarh Muslim University  
Aligarh 202002, India.*

**Prof. Jean-Claude Bunzli**

*Department of Chemistry  
Swiss Federal Institute of Technology Lausanne  
(EPFL)  
Institute of Chemical Sciences and Engineering  
BCH 1402  
CH-1015 Lausanne (Switzerland).*

**Mrinmoy Chakrabarti**

*Department of Chemistry,  
Texas A&M University  
415 Nagle Street, College Station, TX 77840  
USA.*

**Dr. Geoffrey Akien**

*430 Eisenhower Drive, Apartment B-2,  
Lawrence, Kansas 66049,  
United States.*

**Prof. Anil Srivastava**

*Jubilant Chemsys Ltd.,  
B-34, Sector-58,  
Noida 201301 (UP),  
India.*

**ARTICLE**

- Effect of roasting temperature on the physicochemical properties of  
*Jatropha curcas* Kernel oil extracted with cold hexane and hot water 19**  
Louis M. Nwokocha and Adewale Adegbuyiro

## Full Length Research Paper

# Effect of roasting temperature on the physicochemical properties of *Jatropha curcas* Kernel oil extracted with cold hexane and hot water

Louis M. Nwokocha<sup>1\*</sup> and Adewale Adegbuyiro<sup>2</sup><sup>1</sup>Department of Chemistry, University of Ibadan, Ibadan, Nigeria.<sup>2</sup>Department of Chemistry, West Virginia University, Morgantown, West Virginia 26506, United States.

Received 25 March, 2017; Accepted 18 May, 2017

The industrial application of a vegetable oil is determined by the oil properties. This work was undertaken to alter the properties of *Jatropha curcas* Kernel oil and possibly find new applications for it. The seed kernels were roasted to different temperatures (140 to 230°C) and the physicochemical properties of the cold hexane and hot water extracted oils were studied. The oil yield, saponification, iodine, acid and peroxide values were affected by roasting temperature and method of extraction and these showed significant difference ( $p < 0.05$ ). The calculated fuel properties: cetane number and calorific value were improved upon roasting, with cold hexane extracted oils yielding better results. Roasting improved the properties of the oil as diesel substitute but its suitability for use in paints and surface coatings formulation was reduced. The hot water extracted oil showed improved properties for soap production.

**Key words:** *Jatropha curcas*, roasting temperature, oil extraction, physicochemical properties.

## INTRODUCTION

Vegetable oils continue to play an important role in the manufacturing industry, because of their suitability for application in food, lubricants, hydraulic fluids, fuel, in production of soap and shampoos, alkyd resin polishes, varnishes, paints and other surface coatings (Demirbas, 2009; Akbar et al., 2009; Akintayo, 2004; Alamperese et al., 2009; Kyari, 2008; Knothe et al., 2004). They can be sourced from seeds (such as soybean, canola), fruit coat (palm and olive), and seeds kernel (coconut, sunflower, *Jatropha*, palm kernel, etc). Oil content in seeds is

usually within 10 to 52% (Zapata et al., 2012; Eromosele and Pascal, 2003; Schinas et al., 2009; Kesari et al., 2010; Elleuch et al., 2007; Nehdi et al., 2010).

The application of oil is determined by the oil property and this has been reported to be a function of oil composition, most especially the fatty acid profile/composition (Aluyor et al., 2009; Erhan, 2005). A lot of research has been directed to modify oils to meet specific applications: as biodiesel (Lim and Lee, 2011; Sarin et al., 2010; Belewu et al., 2010, Rashid et al., 2010;

\*Corresponding author. E-mail: [lm.nwokocha@mail.ui.edu.ng](mailto:lm.nwokocha@mail.ui.edu.ng).

Yusup and Khan, 2010), as lubricants and hydraulic fluids (Erhan and Asadauskas, 2000; Erhan, 2005; Adhvaryu et al., 2004) and for paint application (Nakayama, 1998; Ahmad et al., 2005; Dutta et al., 2009).

*Jatropha curcas* is a large shrub growing up to a height of 5 to 7 m (Achten et al., 2008). This drought-resistance plant belongs to the Euphorbiaceae family and has native distributional range in south and central America but is now abundantly found in tropical and subtropical regions throughout Africa and Asia (Jongschaap et al., 2007; Achten et al., 2008). Its seeds are called by names like Barbados nut, Physics nut, Tuba, Taua taua, Saboo dam, Jarak, Awla and Pourghere plant (Asoiro and Akubuo, 2011).

The seeds make up approximately 70% of the total weight of the fruit and comprise of 41% shell and 59% kernel (Joshi et al., 2011b; Jongschaap et al., 2007). The kernel has up to 66.4% oil (Adebowale and Adedire, 2006) and moisture content of about 5% (Jongschaap et al., 2007). The fatty acid composition of *J. curcas* oil showed that oleic acid (44.70 to 43.32%) is the most abundant followed by linoleic acid (36.70 to 32.80%) and palmitic acid (14.20 to 13.19%) (Abdullah et al., 2013; Akbar et al., 2009). *J. curcas* is not edible and the seed cake is not readily suitable for use as animal feed because it contains some toxicants like phorbol esters (Joshi et al., 2011b), curcins, phytates and protease inhibitors (He et al., 2011; Achten et al., 2008).

## MATERIALS AND METHODS

### Seeds collection

The *J. curcas* seeds used for this work were collected from trees at different locations in South Western Nigeria. Matured and dried fruits were collected from the plants and the coats and shells were removed manually. About 4 kg of kernels were recovered (Figure S1). This was oven dried at 105°C for 4 h in batches to remove the moisture. The moisture was calculated as the percentage loss in weight between the fresh kernel and the dried kernel.

### Seed processing

The dried kernels were subjected to different roasting temperatures for 30 min. Three hundred grams (duplicate) were heat-treated in an oven at four different roasting temperatures: 140, 170, 200 and 230°C. The weight loss upon roasting was noted. The roasted kernels were cooled in a desiccator and pulverized using a blender and stored in black polythene bags before oil extraction.

### Oil extraction

The oil was extracted using the hot water and cold hexane extraction methods. In the hot water extraction method, 100 g of pulverized kernel was boiled in 700 ml of distilled water (1:7 w/v) for 1 h. The mixture was allowed to cool. The oil floated on the water, while the hydrated cake settled at the bottom. The oil-water mixture was decanted and centrifuged (10,000 rpm, 20°C, 10 min) using Hitachi high speed refrigerated centrifuge (Himac CR 21GII). The oil

layer was separated and mixed with excess anhydrous sodium sulphate and centrifuged again to obtain pure oil while sodium sulphate formed a lump at the base.

In the cold hexane extraction, 100 g of pulverized roasted ground kernel was transferred into 200 ml hexane (1:2 w/v) in air-tight glassware. The mixture was left for 16 days with daily mixing. After 16 days, the hexane-oil was decanted. The oil was recovered using a rotary evaporator (BUCHI rotavapor R-210) on a heating bath (BUCHI B-491). The oil recovered was then dried by treating with anhydrous sodium sulphate. The mixture was shaken vigorously and centrifuged (10,000 rpm, 10 min, 20°C) to obtain pure oil. The oil yield was calculated as percentage weight of oil to weight of the kernel flour.

## Physicochemical properties

### Acid value

Oil (1000 mg) was weighed into 250 ml conical flask and ethanol (10 ml) was added and the flask heated on a steam bath for 3 min. The content was titrated, while hot with 0.112N alcoholic potassium hydroxide using 1 ml phenolphthalein as indicator. The end point was indicated by the appearance of a pink color which persisted for about 30 s. Acid value was calculated as in Equation 1:

$$\text{Acid value} = \frac{\text{Normality of alcoholic KOH} \times \text{Volume of alcoholic KOH (mL)} \times 56.1}{\text{Weight of oil (g)}} \quad (1)$$

56.1 = KOH molecule weight.

### Iodine value

To the oil (100 mg), 10 ml of chloroform was added, followed by 10 ml of Wijs (Iodine monochloride) solution. Thereafter, 10 ml of 15% KI was added and shaken vigorously to ensure thorough mixing. This was left in the dark for 1 h with intermittent shaking. To this was added 1 ml of fresh starch solution and stirred. The resulting solution was titrated with sodium thiosulphate (0.1N). The iodine value was calculated as in Equation 2:

$$\text{Iodine value} = \frac{(\text{Blank titre} - \text{Sample titre}) (\text{mL}) \times \text{Normality of } \text{Na}_2\text{S}_2\text{O}_3 (\text{N}) \times 126.9}{\text{Weight of oil (g)}} \quad (2)$$

126.9 = gram-equivalent of iodine.

### Saponification value

Oil (500 mg) was transferred into a conical flask and 7.5 ml of 0.475N KOH solution was added. This was refluxed for 60 min and cooled before 4 drops of phenolphthalein was added. The resulting mixture was titrated with 0.482N HCl until the pink color disappeared. The same process (but without the oil) was conducted to determine blank. Saponification value was calculated as in Equation 3:

$$\text{Saponification value} = \frac{(\text{Blank titre} - \text{Sample titre}) (\text{mL}) \times \text{Normality of HCl (N)} \times 56.1}{\text{Weight of sample (g)}} \quad (3)$$

### Peroxide value

Oil (500 mg) was weighed into a 250 ml quick-fit glass stoppered conical flask and 5 ml of acetic acid-chloroform mixture (3:2 v/v)



was added and the content of the flask was swirled before it was carefully warmed on hot plate for 30 s. 0.5 ml of saturated KI solution was then introduced and the flask was stoppered and swirled for 1 min. After this time, 30 ml of distilled water was added and the mixture was shaken vigorously to liberate the iodine from the chloroform layer. The mixture was titrated with 0.1N sodium thiosulphate until the amber color lightens before 1 ml of 1% starch solution was added as indicator. Titration was continued until the blue coloration that appeared upon introduction of starch disappeared from the aqueous layer. The peroxide value was calculated as in Equation 4:

$$\text{Peroxide value} = \frac{(\text{Sample titre} - \text{Blank titre})(\text{mL}) \times \text{Normality of thiosulphate (N)} \times 1000}{\text{Weight of sample (g)}} \quad (4)$$

#### Cetane number and calorific value

The cetane number (CN) and calorific value (CV) were calculated from saponification value (SV) and iodine value (IV) using the equations used by Azam et al. (2005) Equation and Demirbas (1998) Equation 6:

$$\text{CN} = 46.3 + \left(\frac{5458}{\text{SV}}\right) - 0.225(\text{IV}) \quad (5)$$

$$\text{CV} = 49.43 - (0.041(\text{SV}) + 0.015(\text{IV})) \quad (6)$$

#### Statistical analysis

One way analysis of variance was used to compare means of values. Values are considered statistically different at  $p < 0.05$ .

## RESULTS AND DISCUSSION

### Moisture content and loss upon roasting

The loss on drying at 105°C for *Jatropha curcas* Kernel was 6.8±0.04%. This loss is attributed to moisture. Jongschaap et al. (2007) has reported a value of 5% for *Jatropha curcas* Kernels. Roasting resulted in a gradual increase in weight loss (3.10 to 4.14%) with increase in temperature from 140 to 200°C (Figure 1). There is no statistical difference ( $p = 0.78$ ) in weight loss between 140 and 230°C. This loss is attributed to thermal decomposition and loss of some volatile constituents of the kernel.

### Oil yield and appearance

Figure 2 shows that the oil yield increased with roasting temperature and was maximum at 200°C (13.7%, cold hexane and 6.3%, hot water). However, the yield declined above 200°C. This could be as a result of destruction or disruption of the oleosomes to release more oil. The decrease in oil yield observed above 200°C might be as a result of decomposition of the oil. Yields

obtained by these methods are very low compared to 66.4% obtained by soxhlet extraction (Adebowale and Adedire, 2006). This indicates a good percentage of the oil could not be extracted. The unroasted kernel oils were light yellow, while the oils from roasted kernel appeared deeper and darker (Figure S2). The deeper color at very high temperatures could suggest some seed decomposition products were extracted. The oils from cold hexane extraction appeared more viscous than those from hot water extraction.

### Acid value

The cold hexane extracted oil showed a decline in acid value from 6.45 to 2.72 mg KOH/g of oil as temperature increased from 105 to 230°C, while for hot water extracted oil it was relatively unchanged (~2.24 mg KOH/g oil at 105 to 170°C and increased at 200°C (3.98 mg KOH/g oil) and then decreased (Figure 3). The acid values showed significant difference ( $p < 0.05$ ) with method of extraction. The obtained acid values in this work 2.24 to 6.45 mg KOH/g of oil are in the range of values 0.6 to 36.46 mg KOH/g reported for *Jatropha curcas* oil (Akbar et al., 2009; Akintayo, 2004; Foidl et al., 1996; Sarin et al., 2010; Joshi et al., 2011a; Cheng-Yuan et al., 2012). Acid values of many edible oils are less than 3.0 mg KOH/g of oil (Bello et al., 2011; Akubugwo et al., 2008; Akubugwo and Ugbogwu, 2007). While edible oils may have low acid values, the decreased acid values obtained upon increased roasting temperature in this study does not necessarily imply edibility of the oil as no validation study of such was carried out. However, this could be indicative of reduced toxicity. For example, curcin, a toxicant commonly found in *J. curcas* seed, is a ribosome inactivating protein which like most proteins could be denatured or experience loss of function at high temperatures. Also, high temperature of 260°C and 3 mbar has been reported to completely degrade phorbol esters present in *J. curcas* (Makkar et al., 2009).

### Iodine value

Generally, increase in roasting temperature caused a decrease in iodine value (degree of unsaturation) (Figure 4) and these values varied significantly ( $p < 0.05$ ) with method of extraction. A possible reason for this trend is the oxidation of the fatty acids at the points of unsaturation. This decrease is more pronounced in oils extracted with cold hexane than hot water. This indicates that roasting of *Jatropha* kernels reduces the drying property of the oil and suitability for use in paints, varnishes and polishes industries. The iodine values of the unroasted oils are 100.2 mg I<sub>2</sub>/g of oil and 115.5 mg I<sub>2</sub>/g of oil for water and cold hexane extracted oils, respectively; this places them in the range of semi-drying



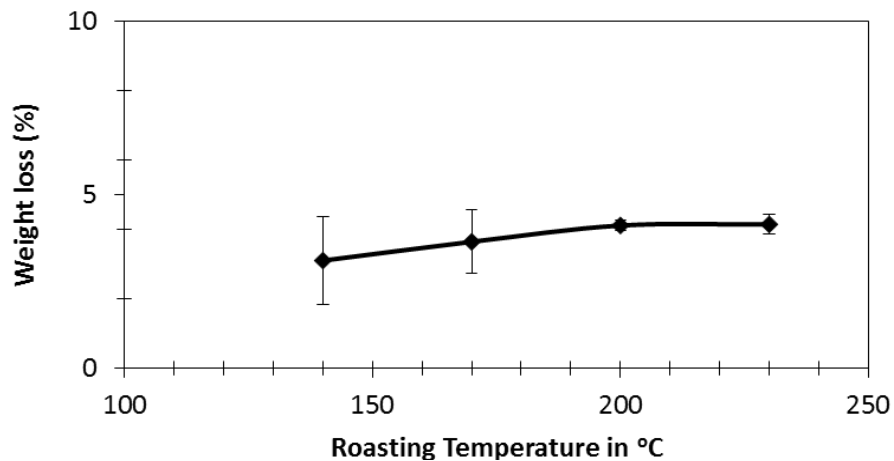


Figure 1. Weight loss upon roasting.

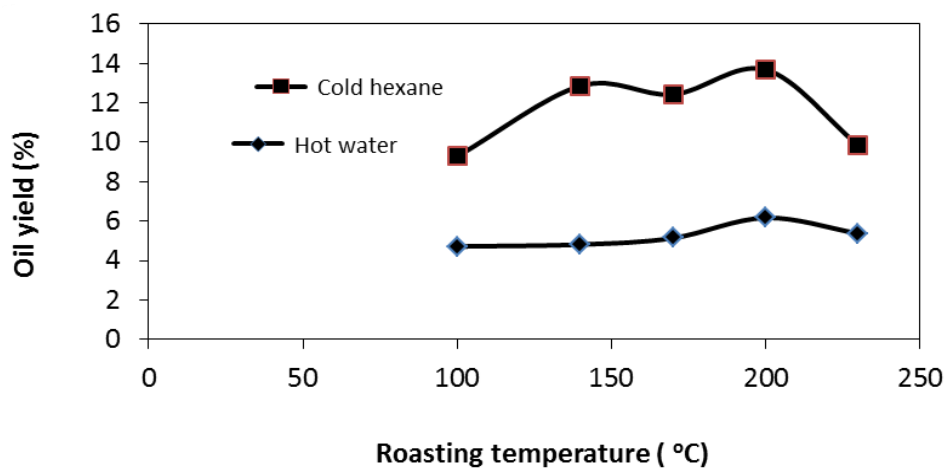


Figure 2. Oil yield variation with temperature and extraction method.

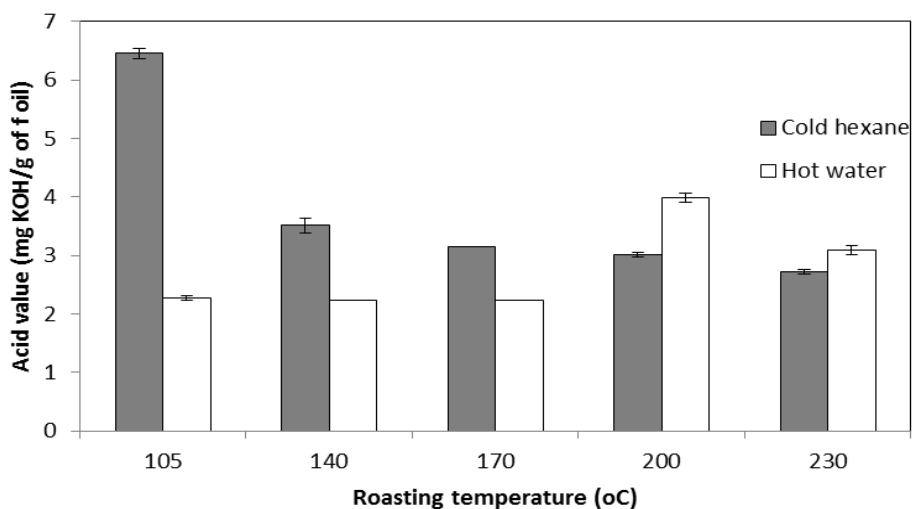


Figure 3. Variation of acid value with roasting temperature and extraction method.

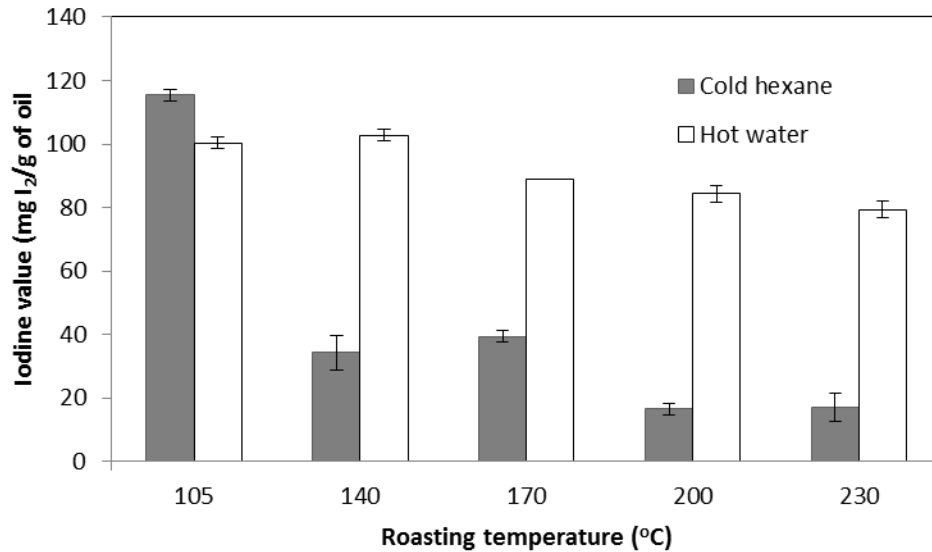


Figure 4. Iodine value variation with temperature and extraction method.

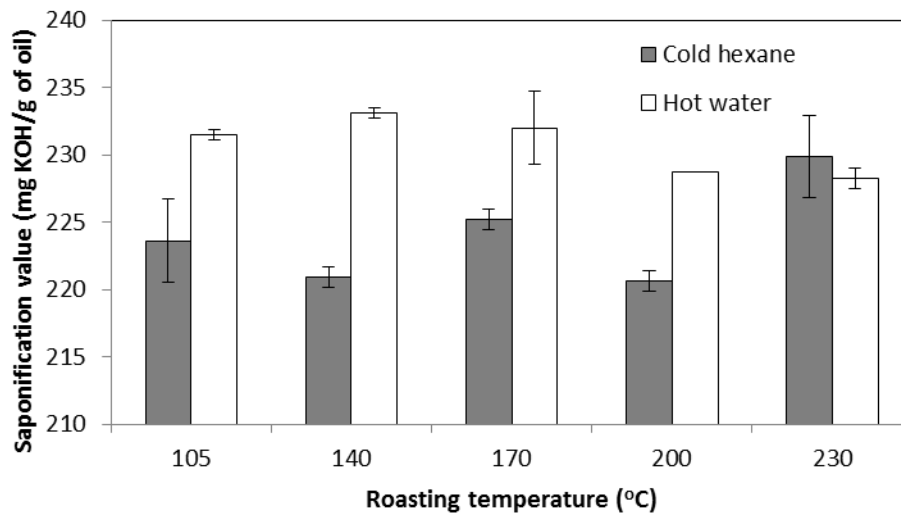


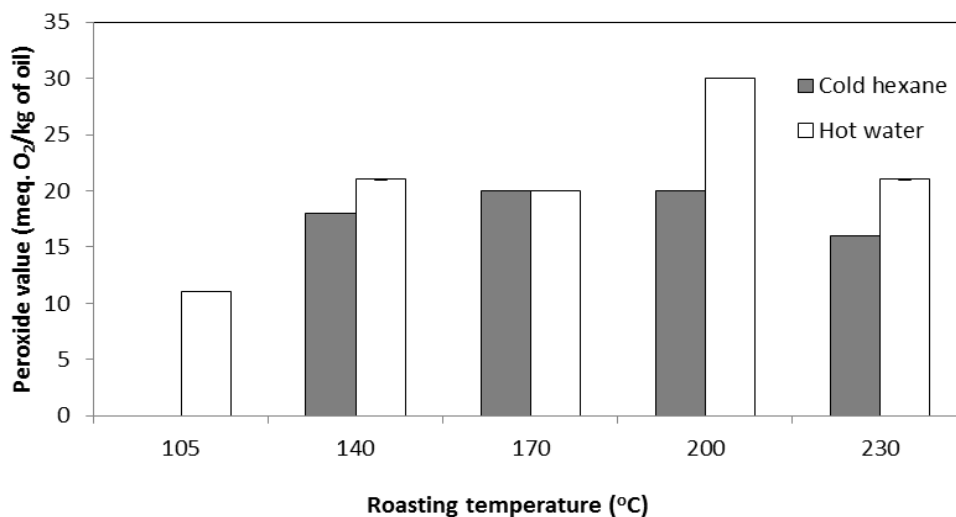
Figure 5. Saponification value variation with temperature and extraction method.

oils. These values are consistent with 92 to 106.6 mg/g reported for *J. curcas* oil in the literature (Akbar et al., 2009; Akintayo et al., 2004; Foidl et al., 1996; Sarin et al., 2010; Pramanik, 2003).

### Saponification value

High saponification value suggests presence of normal triacylglycerides (Akintayo, 2004). Water extracted oils have saponification values between 228 mg KOH/g oil to 233 mg KOH/g of oil which are significantly different ( $p < 0.05$ ) from 221 mg KOH/g of oil to 230 mg KOH/g oil

obtained for cold hexane extracted oils (Figure 5). This difference is probably as a result of hydrolysis which occurred during hot water extraction which has broken the triacylglycerides, thereby reducing the molecular weight. The obtained values in this work are higher than those reported in the literature for *J. curcas* oil which ranged between 188.2 and 198.85 mg KOH/g of oil (Joshi et al., 2011a; Akbar et al., 2009; Akintayo, 2004; Cheng-Yuan et al., 2012; Pramanik, 2003; Gopinath et al., 2010). The high saponification values in all the oils indicate that the fatty acids in the oils have low molecular weight and short chain length. These low saponification values suggest that the number of ester bonds is less



**Figure 6.** Peroxide value variation with temperature and extraction method.

than normal. All the obtained oils from the two extraction methods will find good application in the production of soaps and shampoo as a result of this. Oils from hot water extraction will however be preferred in this regard.

### Peroxide value

Peroxide value is an indication of oxidative stability. The lower the peroxide value, the better the stability of oil to oxidation. Ezech et al. (2012) reported that oils become rancid when the peroxide value ranges from 20.0 to 40.0 meq.O<sub>2</sub>/kg oil. In this study, the obtained peroxide value for cold hexane extracted oil from unroasted (105°C) kernel was an unusual value of 0.0. Generally, the peroxide values of both hot water and cold hexane extracted oils increased with increase in roasting temperature and a slight decrease was observed when roasted at 230°C (Figure 6). The peroxide values of oils extracted with hexane were significantly different ( $p < 0.05$ ) from values obtained by hot water extraction. The decrease in oxidative stability (increase in peroxide value) is as a result of reduction in the anti-oxidants present. This reduction could be as a result of thermal degradation or microstructural changes in seeds that take place at elevated temperatures, while increase in oxidative stability is generally attributed to the increase in extractability of tocopherols (or other anti-oxidants) by the thermal degradation of cellular structure (Durmaz and Gokmen, 2011). Another possible reason for the variation of oxidative stability with temperature increase is generation and accumulation of anti-oxidants activity which could develop antagonistic or synergistic effects among themselves or with other constituents in oil (Miranda et al., 2010). The obtained peroxide values in this work showed that hexane extracted oils are more

stable to oxidation/rancidity.

### Cetane number

Cetane number is an indication of ignition quality. Higher cetane value means better ignition quality (Atabani et al., 2012) that is higher cetane number in fuels will facilitate easy starting of compression ignition engines. Cetane number is affected by degree of saturation and chain length. Cold hexane extracted oils have higher cetane number (44.7 to 67.32) than hot water extracted oils (46.58 to 52.32) and cetane number increased with increase in roasting temperature as shown in Figure 7. The cetane numbers for oils extracted with hexane and hot water at 105°C were not significantly different ( $p = 0.09$ ) but the values for oils extracted from *Jatropha* kernels roasted at higher temperatures were significantly different ( $p < 0.05$ ). The obtained values in this work are higher than 38 which was reported by Pramanik (2003) for *J. curcas* oil but close to the cetane number of *J. curcas* methyl esters which ranged between 51 and 58.4 (Ong et al., 2011; Foidl et al., 1996; Qian et al., 2010; Sarin et al., 2010; Rashid et al., 2010; Gopinath et al., 2010; Kumar and Sharma, 2008). This result shows that hexane extracted oils are more saturated than hot water extracted oils and have better ignition quality. This is being supported by the peroxide value result which showed better oxidative stability for hexane extracted oils. Hexane extracted oils will find better application as diesel substitute than hot water extracted oils.

### Calorific value

The higher the heating value or calorific value, the more

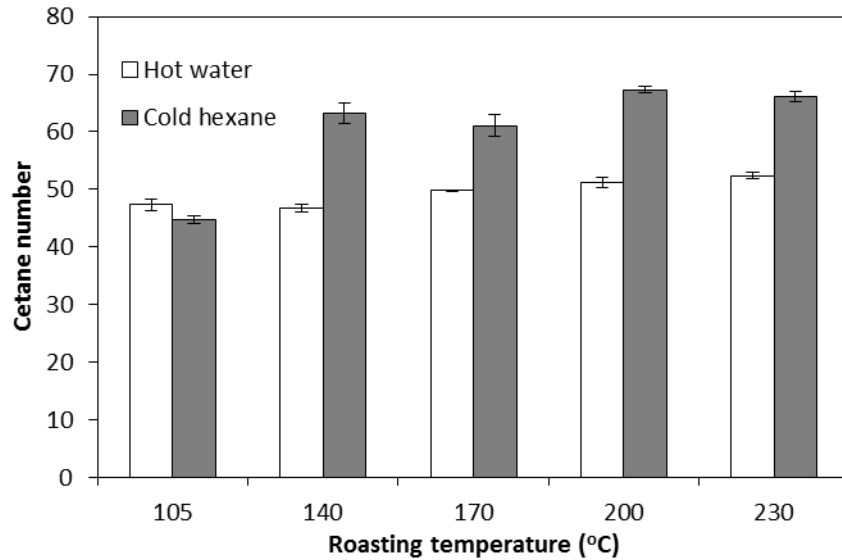


Figure 7. Cetane number variation with temperature and extraction method.

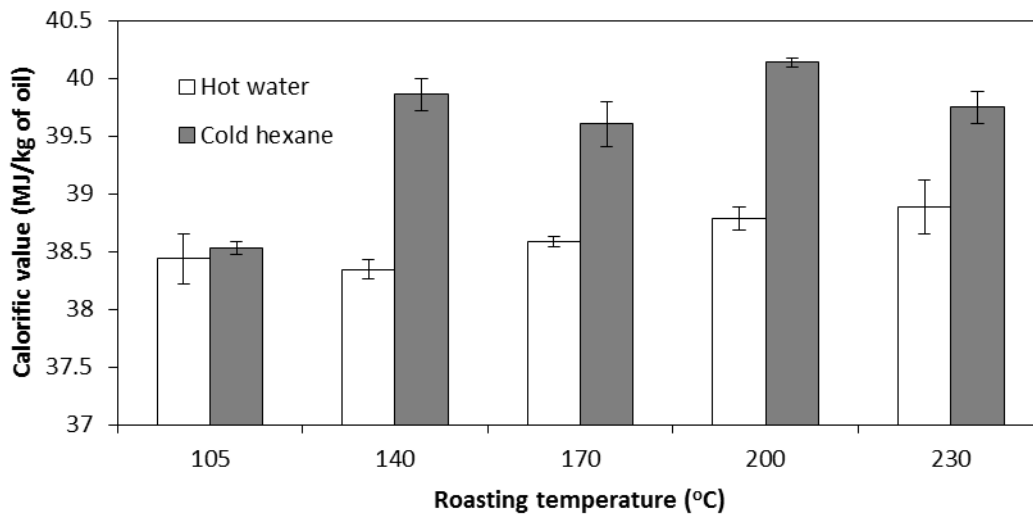


Figure 8. Variation of calorific value with temperature and extraction method.

energy released per unit mass of oil (Gopinath et al., 2010). The heating values of oils from both extraction methods increased with increase in roasting temperature (Figure 8). This suggests decrease in unsaturation as roasting temperature increased. Oils extracted from kernels using hexane will release more heat upon burning than their corresponding oils obtained using water extraction. The heating values for oils extracted by the different extraction methods from kernels roasted a 105°C did not show any significant difference ( $p = 0.62$ ); however, those extracted from samples roasted at higher temperatures differed significantly ( $p < 0.05$ ). The obtained values in this work: (38.5 to 40.1 MJ/kg for oil

extracted using cold hexane and 38.3 to 38.9 MJ/kg for hot water extracted oils) are consistent with those reported in the literature (38.2 to 39.66 MJ/kg) (Karaj et al., 2008; Pramanik, 2003).

## Conclusion

Roasting temperature has significant effect on iodine values of cold hexane extracted oils, potentially making them a more desirable feedstock in surface coating applications. Also, extraction method (hot water extraction) slightly improved the oil's potential for use in

soaps and shampoo production. Oil yield was highest in the kernels roasted at 200°C for the two extraction methods employed. Increase in roasting temperature slightly improved both ignition quality and the energy released on burning a specific mass of oil. However, the stability of *J. curcas* oil to oxidation and the degree of unsaturation of the fatty acids decreased with increase in roasting temperature as reflected in the peroxide and iodine values.

## CONFLICT OF INTERESTS

The authors have not declared any conflict of interests.

## REFERENCES

- Achten WMJ, Verchot L, Franken YJ, Mathijs E, Singh VP, Aerts R, Muys B (2008). *Jatropha* bio-diesel production and use. *Biomass Bioenergy* 32:1063-1084.
- Abdullah BM, Yusop RM, Salimon J, Yousif E, Salih N (2013). Physical and chemical properties analysis of *Jatropha curcas* seed oil for industrial applications. *Int. J. Chem. Mol. Nucl. Mater. Metall. Eng.* 7(12):893-898.
- Adebowale KO, Adedire CO (2006). Chemical composition and insecticidal properties of the underutilized *Jatropha curcas* seed oil. *Afr. J. Biotechnol.* 5:901-906.
- Adhvaryu A, Erhan SZ, Perez JM (2004). Tribological studies of thermally and chemically modified vegetable oils for use as environmentally friendly lubricants. *Wear* 257:359-367.
- Ahmad S, Gupta AP, Sharmin E, Alam M, Pandey SK (2005). Synthesis, characterization and development of high performance siloxane-modified epoxy paints. *Prog. Org. Coat.* 54:248-255.
- Akbar E, Yaakob Z, Kamarudin ST, Ismail M, Salimon J (2009). Characteristic and composition of *Jatropha curcas* oil seed from Malaysia and its potential as biodiesel feedstock. *Eur. J. Sci. Res.* 29:396-403.
- Akintayo ET (2004). Characteristics and composition of *Parkia biglobbosa* and *Jatropha curcas* oils and cakes. *Bioresour. Technol.* 92:307-310.
- Akubugwo IE, Chinyere GC, Ugbogu AE (2008). Comparative studies on oils from some common plant seeds in Nigeria. *Pak. J. Nutr.* 7:570-573.
- Akubugwo IE, Ugbogwu AE (2007). Physicochemical studies on oils from five selected Nigerian plant seeds. *Pak. J. Nutr.* 6:75-78.
- Alamperese C, Ratti S, Rossi M (2009). Effects of roasting conditions on hazelnut characteristics in a two-step process. *J. Food Eng.* 95:272-279.
- Aluyor EO, Obahiagbon KO, Ori-Jesu M (2009). Biodegradation of vegetable oils: A Review. *Sci. Res. Essays* 4:543-548.
- Asoiro FU, Akubuo CO (2011). Effect of temperature on oil of *Jatropha curcas* L. kernel. *Pac. J. Sci. Technol.* 12:456-463.
- Atabani AE, Siltonga AS, Badruddin IA, Mahlia TMI, Masjuki HH, Mekhilef S (2012). A comprehensive review on biodiesel as an alternative energy resource and its characteristics. *Renew. Sustain. Energy Rev.* 16:2070-2093.
- Azam MM, Waris A, Nahar NM (2005). Prospects and potential of fatty acid methyl esters of some non-traditional seed oils for use as biodiesel in India. *Biomass bioenergy* 29:293-302.
- Belew MA, Adekola FA, Adebayo GB, Ameen OM, Muhammed NO, Olaniyan AM, Adekola AF, Musa AK (2010). Physico-chemical characteristics of oil and biodiesel from Nigerian and Indian *Jatropha curcas* seeds. *Int. J. Biol. Chem. Sci.* 4:524-529.
- Bello MO, Akindede TL, Adeoye DO, Oladimeji AO (2011). Physicochemical Properties and fatty acids profile of seed oil of *Telfairia occidentalis* Hook, F. *Int. J. Basic Appl. Sci.* 11: 9-14.
- Cheng-Yuan Y, Fang Z, Li B, Long Y (2012). Review and prospects of *Jatropha biodiesel* industry in China. *Renew. Sustain. Energy Rev.* 16: 2178-2190.
- Demirbaş A (1998). Fuel properties and calculation of higher heating values of vegetable oils. *Fuel* 77:1117-20.
- Demirbaş A (2009). Progress and recent trends in biodiesel fuels. *Energ. Convers. Manage.* 50:14-34.
- Durmaz G, Gokmen V (2011). Changes in oxidative stability, antioxidant capacity and phytochemical composition of *Pistacia terebinthus* oil with roasting. *Food Chem.* 128:410-414.
- Dutta S, Karak N, Jana T (2009). Evaluation of *Mesua ferrea* L. seed oil modified polyurethane paints. *PROG. ORG. COAT.* 65:131-135.
- Elleuch M, Besbes S, Roiseux O, Blecker C, Attia H (2007). Quality characteristics of sesame seed and by products. *Food Chem.* 103:641-650.
- Erhan SV, Asadauskas S (2000). Lubricant base stocks from vegetable oils. *Ind. Crops Prod.* 11:277-282.
- Erhan SZ (2005). Industrial and non-edible products from oils and fats: Vegetable oils as lubricants, hydraulic fluids, and inks in Bailey's Industrial Oil and Fat Products. Ed. Fereidoon Shahidi. 6:259-278. John Wiley and Sons Inc.
- Eromosele CO, Paschal NH (2003). Characterization and viscosity parameters of seed oils from wild plants. *Bioresour. Technol.* 86:203-206.
- Ezeh IE, Umoren SA, Essien EE, Udoh AP (2012). Studies on the utilization of *Hura crepitans* L. seed oil in the preparation of alkyd resin. *Ind. Crops Prod.* 36:94-99.
- Foidl N, Foidl G, Sanchez M, Mittelbach M, Hackel S (1996). *Jatropha curcas* L. as a source for the production of biofuel in Nicaragua. *Bioresour. Technol.* 58:77-82.
- Gopinath A, Puhani S, Nagarajan G (2010). Effect of unsaturated fatty acid esters of biodiesel fuels on combustion, performance and emission characteristics of a DI diesel engine. *Int. J. Energy Environ.* 1:411-430.
- He W, King AJ, Khan MA, Cuera JA, Ramiarmanana D, Graham IA (2011). Analysis of seed phorbol-ester and curcin content together with genetic diversity in multiple provenances of *Jatropha curcas* L. from Madagascar and Mexico. *Plant Physiol. Biochem.* 49:1183-1190.
- Jongschaap REE, Corre WJ, Bindraban PS, Brandenburg WA (2007). Claims and Facts on *Jatropha curcas* L. Plant Research International. Droevendaalsesteeg 1, Wageningen, The Netherlands.
- Joshi C, Mathur P, Khare SK (2011b). Degradation of phorbol esters by *Pseudomonas aeruginosa* PseA during solid-state fermentation of deoiled *Jatropha curcas* seed cake. *Bioresour. Technol.* 102:4815-4819.
- Joshi A, Singhal P, Bachheti RK (2011a). Physicochemical characterization of seed oil of *Jatropha curcas* L. collected from Dehradun (uttarakhand), India. *Int. J. Appl. Biol. Pharm. Technol.* 2:123 - 127.
- Karaj S, Huaitalla RM, Müller J (2008). Physical, mechanical and chemical properties of *Jatropha curcas* L. seeds and kernels. Conference on International Agricultural Research for Development, October 07 - 09, Stuttgart-Hohenheim.
- Kesari V, Das A, Rangan L (2010). Physicochemical characterization and antimicrobial activity from seed oil of *Pongamia pinnata*, a potential biofuel crop. *Biomass Bioenergy* 34:108-115.
- Knothe G, Dunn RO, Bagby MO (2004). Biodiesel: The use of vegetable oils and their derivatives as alternative diesel fuels. Oil Chemical Research, National Center for Agricultural Utilization Research, Agricultural Research Service, U.S. Department of Agriculture, Peoria, IL 61604.
- Kumar A, Sharma S (2008). An evaluation of multipurpose oil seed crop for industrial uses (*Jatropha curcas* L.): A review. *Ind. Crops Prod.* 28: 1-10.
- Kyari MZ (2008). Extraction and characterization of seed oils. *Int. Agrophys.* 22:139-142.
- Lim S, Lee KT (2011). Effects of solid pre-treatment towards optimizing supercritical methanol extraction and transesterification of *Jatropha curcas* L. seeds for the production of biodiesel. *Sep. Pur. Technol.* 81:361-370.
- Makkar H, Maes J, Greyt, WD, Becker K (2009). Removal and degradation of Phorbol esters during pre-treatment and


- transesterification of *Jatropha curcas* oil. J. Am. Oil Chem. Soc. 86: 173–181.
- Miranda M, Vega-galvez A, Lopez J, Parada G, Sanders M, Aranda M, Uribe E, Di Scala K (2010). Impact of air-drying temperature on nutritional properties, total phenolic content and antioxidant capacity of quinoa seeds (*Chenopodium quinoa* Willd.) Ind. crops Prod. 32:258-263.
- Nakayama Y (1998). Polymer blend systems for water-borne paints. Prog. Org. Coat. 33(2):108-116.
- Nehdi I, Omri S, Khalil MI, Al-Resayes SI (2010). Characteristics and chemical composition of date palm (*Phoenix canariensis*) seeds and seed oil. Ind. Crops Prod. 32:360-365.
- Ong HC, Mahlia TMI, Masjuki HH, Norhasyima RS (2011). Comparison of palm oil, *Jatropha curcas* and *Calophyllum inophyllum* for biodiesel: A review. Renew. Sustain. Energy Rev. 15:3501-3515.
- Pramanik K (2003). Properties and use of *Jatropha curcas* oil and diesel fuel blends in compression ignition engine. Renew. Energy 28:239–248.
- Qian J, Shi H, Yun S (2010). Preparation of biodiesel from *Jatropha curcas* L. oil produced by two-phase solvent extraction. Bioresour. Technol. 101:7025-7031.
- Rashid U, Anwar F, Jamil A, Bhatti HN (2010). *Jatropha curcas* seed oil as a viable source of biodiesel. Pak. J. Bot. 42:575-582.
- Sarin R, Sharma M, Khan AA (2010). *Terminalia bellerica* RoxB. Seed oil: A potential biodiesel resource. Bioresour. Technol. 101:1380-1384.
- Schinas P, Karavalakis G, Davaris C, Anastapoulos G, Karonis D, Zannikos F, Stournas S, Lois E (2009). Pumpkin (*Cucurbita pepo* L.) seed oil as an alternative feedstock for the production of biodiesel in Greece. Biomass Bioenergy 33:44-49.
- Yusup S, Khan M (2010). Basic properties of crude rubber seed oil and crude palm oil blend as a potential feedstock for biodiesel production with enhanced cold flow Characteristics. Biomass Bioenergy 34: 1523-1526.
- Zapata N, Vargas M, Reyes JF, Belmar G (2012). Quality of biodiesel and press cake obtained from *Euphorbia lathyris*, *Brassica napus* and *Ricinus communis*. Ind. Crops Prod. 38:1-5.

Supplementary Figures



Figure S1. *Jatropha curcas* seeds and kernels.





**Figure S2.** Appearance of oils. 'W' and 'H' represent water and cold hexane extracted oils, respectively.



# African Journal of Pure and Applied Chemistry

## Related Journals Published by Academic Journals

- *African Journal of Mathematics and Computer Science Research*
- *International Journal of the Physical Sciences*
- *Journal of Geology and Mining Research Technology*
- *Journal of Environmental Chemistry and Ecotoxicology*
- *Journal of Internet and Information Systems*
- *Journal of Oceanography and Marine Science*
- *Journal of Petroleum Technology and Alternative Fuels*

**academicJournals**